



Designers, Manufacturers & Suppliers of Quality Height Safety &  
Rescue Equipment, Training & Consultancy

## P&P Supplied (Karabiners, Hooks etc.) Safety Instructions

### IMPORTANT

- Do not use this connector until you have read and fully understand this instruction leaflet.
- This connector is to be inspected each time before use to ensure that it is in a serviceable condition and operates correctly. It should also be examined by a competent person other than the user at least every three months and the result recorded along with other relevant details on this leaflet or similar document.
- If you are in any doubt about the safe condition of this connector replace it immediately.
- If used to arrest a fall, it should be withdrawn from use.
- This connector is suitable for use with other compatible P&P components of personal fall arrest systems. It is however, the responsibility of the system assembler to ensure compatibility of separate components. If in doubt, check with your supplier or P&P Safety Limited.

### MAINTENANCE AND SERVICING

**NOTE** – This connector is not user maintainable with the exception of cleaning and lubrication as detailed below.

**CLEANING** – If soiled rinse in clean water of domestic supply quality (Maximum Temperature 40 degrees centigrade) with mild detergent at appropriate dilution (pH range 5.5 – 8.5). Dry naturally away from direct heat.

**LUBRICATION** – Lubricate the gate mechanism (and swivel mechanism where fitted) with silicone based lubricant only. This should be carried out after cleaning.

**NOTE** – Cleaning and lubricating may cure defective gate mechanism action. If not, replace the connector immediately.

**DISINFECTION** – Disinfect using a disinfectant containing quaternary ammonium compounds reinforced with chlorohexidine (e.g. Savlon) in sufficient quantities to be effective. Soak the connector for one hour at dilutions recommended for general use using clean water (see “cleaning”, above), not exceeding 20 degrees centigrade then rinse thoroughly with clean water (see “cleaning” above).

**STORAGE** – Store unpacked in a cool, dry, dark place in a chemically neutral environment away from excessive heat or heat sources, high humidity, sharp edges, corrosives or other possible cause of damage. Do not store wet.

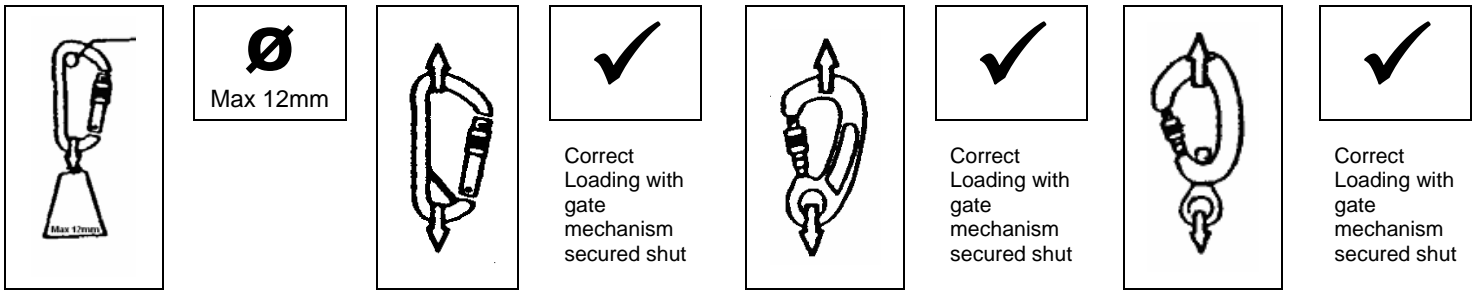
**OBSOLESCENCE** – It is difficult to estimate this due to local use and storage conditions, but a conservative estimate would be 10 years. However, the following may reduce the lifespan of this connector; fall arrest, chemical contamination, heat contamination (over normal climatic conditions), mechanical deformation / distortion, general wear, corrosion, gate malfunction.

**IF IN DOUBT, CHECK BACK WITH THE SUPPLIER OR P&P Safety Limited**

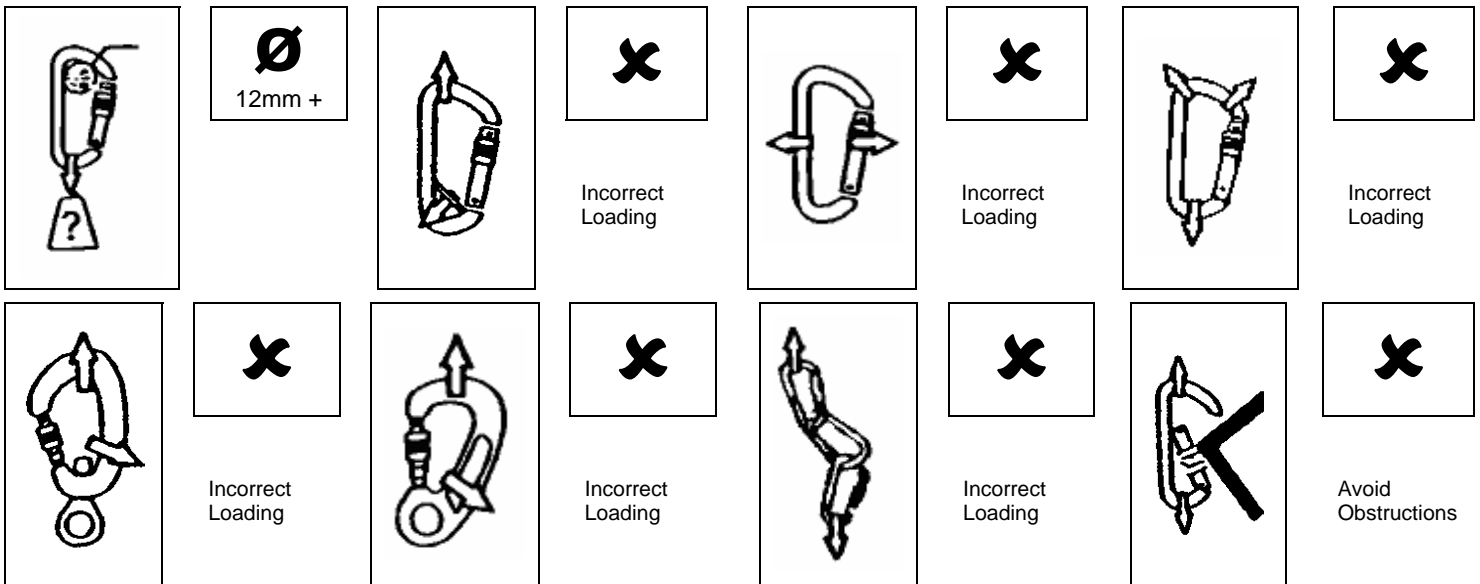
P&P Safety Limited  
131 New John Street, Aston, Birmingham B6 4LD England  
Tel: +44 (0) 121 359 4561 (Sales)  
Fax: +44 (0) 121 359 4136  
website: [www.ppsafety.co.uk](http://www.ppsafety.co.uk) email: [sales@ppsafety.co.uk](mailto:sales@ppsafety.co.uk)

# MANUFACTURERS INSTRUCTIONS FOR USE AND PROTECTION AGAINST HAZARDS

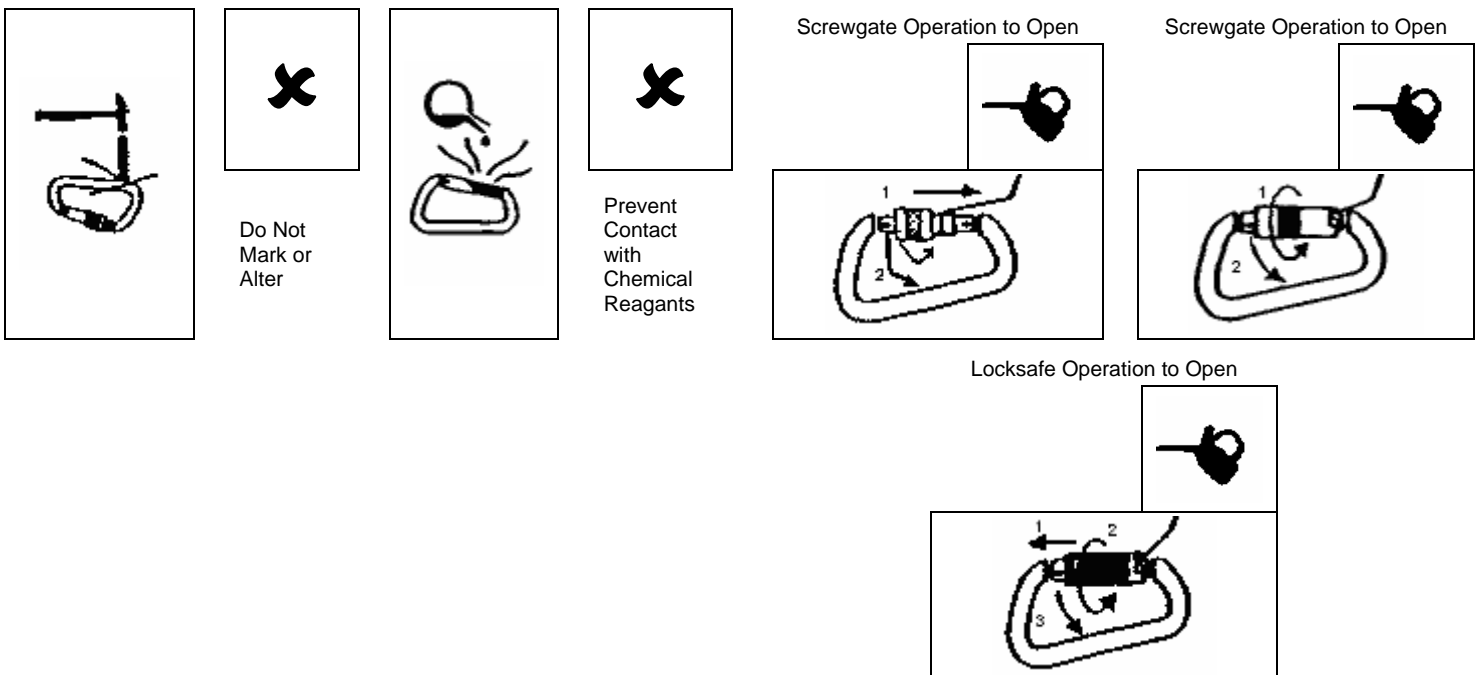
## DO'S



## DONT'S



## OPERATIONS



P&P Safety Limited

131 New John Street, Aston, Birmingham B6 4LD England

Tel: +44 (0) 121 359 4561 (Sales)

Fax: +44 (0) 121 359 4136

Website: [www.ppsafety.co.uk](http://www.ppsafety.co.uk) email: [sales@ppsafety.co.uk](mailto:sales@ppsafety.co.uk)

Registered in England No. 01493537